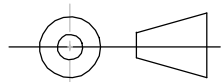
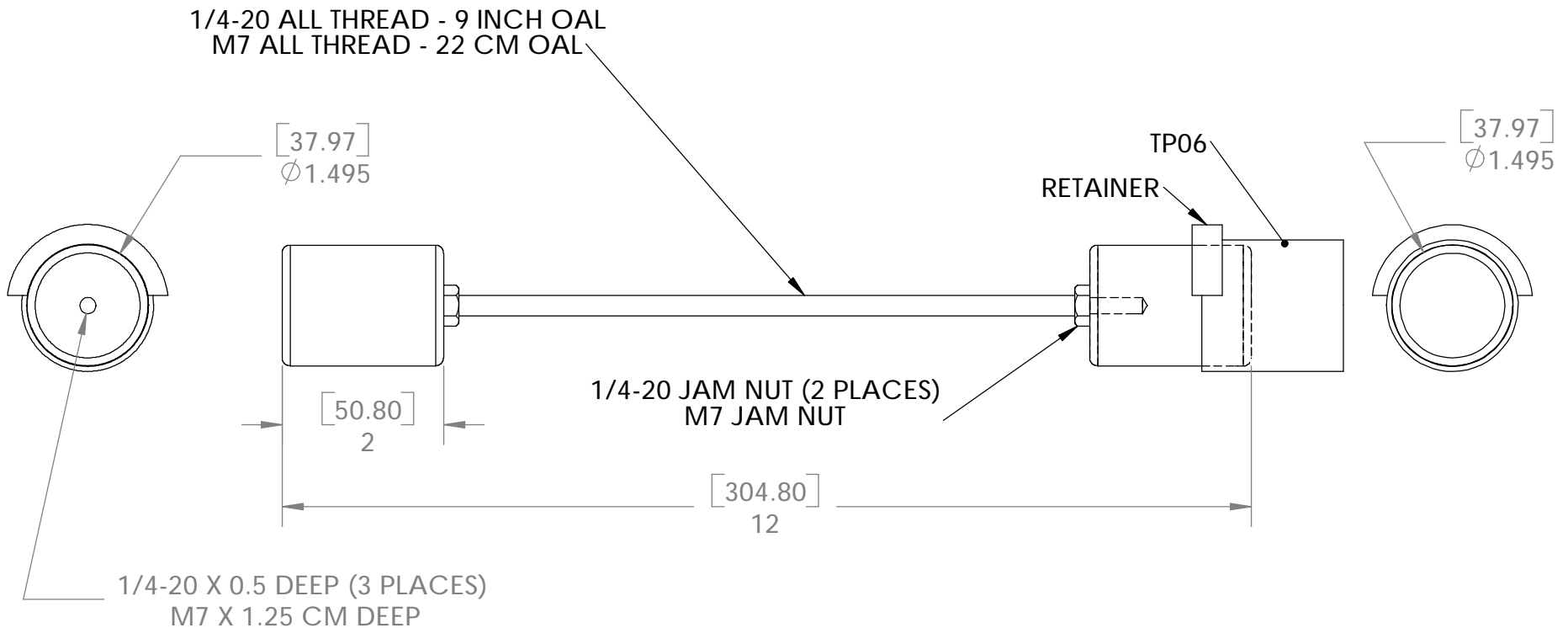
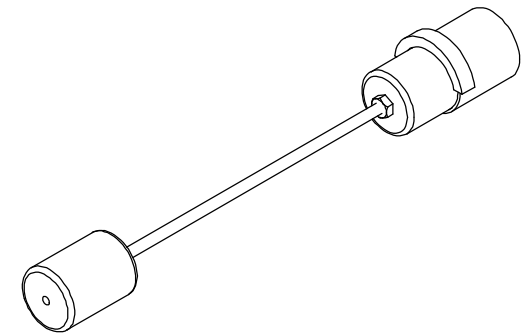


In place of the torque tube for Mod 73 use this mandrel assembly. Then if (when) the epoxy bonds to the mandrel, removal may be facilitated by using a jack screw into the tapped hole in the outboard mandrel piece.

Make mandrel pieces from aluminum. Because of the forces involved in removal after the epoxy cures, the all thread must be steel.



THIRD ANGLE PROJECTION USED

DO NOT SCALE DRAWING

DRAWN BY:  
R. HOUSMAN

DATE:  
3/4/2008

UNLESS OTHERWISE SPECIFIED  
DIMENSIONS ARE IN INCHES

TOLERANCES:  
ANGULAR: ± 0.5 DEG.  
TWO PLACE DECIMAL ± 0.02  
THREE PLACE DECIMAL ± 0.005



**HYPERION**  
ELECTROFORMING

2822-A WALNUT AVE., TUSTIN, CA 92780

TITLE:

SIZE  
**A**

SOLIDWORKS FILENAME  
Mod 73 Mandrel with TP06

SHEET 1  
OF 1